



BV000520

Iveco

Iveco Daily 35S16 2.3







Automaat L2H2 Oprijplaat Trekhaak Climate Control Cruise Control Lucht Geveerde Stoel

€ 13.495

Excl. VAT

€ 264

lease p/m for 5 years

| | | |
|---|----------------------------|-----------|
|  | Year of manufacture | 2020 |
|  | Mileage | 157184 km |
|  | Transmission | Automaat |
|  | Fuel type | Diesel |
|  | Horsepower | 160 PK |
|  | Cabin | Enkel |

Basic information

| | |
|---------------------------|-------------------|
| Brand | Iveco |
| First registration | 2020-12-21 |
| Chassis number | ZCFC735B505366343 |
| Category | Closed van |
| Type | Daily 35S16 2.3 |
| Model | L2H2 |
| Exterior color | Yellow |
| Mileage | 157184 km |

Bodywork

| | |
|-----------------------------------|--------------------|
| Floor material | Wood |
| Door opening width | 154 cm |
| Loading height | 175 cm |
| Tail lift type | Special Tail Lifts |
| Internal body length | 320 cm |
| Internal body width | 175 cm |
| Internal body height | 190 cm |
| Space between wheel arches | 132 cm |
| Tail lift capacity | 1000 kg |
| Platform length | 325 cm |

Dimensions

| | |
|--------------------|--------|
| Length | 580 cm |
| Width | 196 cm |
| Wheelbase | 352 cm |
| Height | 266 cm |
| Track Width | 172 cm |

Weights

| | |
|--|---------|
| Max permissible weight (GVW) | 3500 kg |
| Max gross combined weight (GCW) | 7000 kg |
| Max front axle load | 1900 kg |
| Max rear axle load | 2240 kg |
| Vehicle curb weight | 2306 kg |
| Payload | 1194 kg |
| Towing capacity | 3500 kg |

Engine information

| | |
|-----------------------------|-----------|
| Drivetrain | Front |
| Transmission | Automatic |
| Engine type | F1AGL411U |
| Fuel type | Diesel |
| Horsepower | 160 PK |
| Engine Euro standard | Euro 6 |
| Number of gears | 8 |
| Cylinder capacity | 2287 CC |
| AdBlue | |

Cabin

| | |
|--------------|---|
| Seats | 3 |
|--------------|---|

Cabin interior

| | |
|--|--|
| Air Conditioning | |
| Bluetooth | |
| Climate Control | |
| Electrically Adjustable Mirrors | |
| Electric Windows | |
| Air-Suspended Driver's Seat | |
| Multifunction Steering Wheel | |
| Navigation | |
| Radio | |
| Seat Heating | |
| Power Steering | |
| Partition | |

Cabin exterior

| | |
|-------------------|--|
| Fog Lights | |
|-------------------|--|

Safety options

| | |
|-------------------------|--|
| Cruise Control | |
| ESP | |
| Traction Control | |

Vehicle features

Slat Lining

Lashing Eyes

Tow Bar

Assen

First axle

- Steering axle
- disk
- hydraulic



Second axle

- disk
- parabolic

